



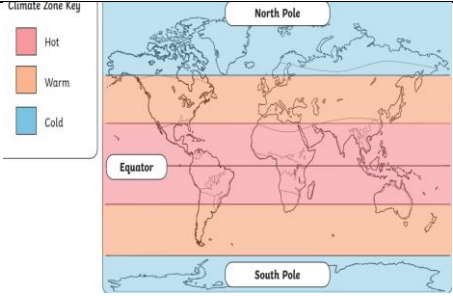

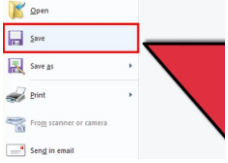
Year 2 Spring Term 2 Knowledge Organiser

Subject	Key vocabulary –	Meaning	Key facts	Key knowledge	Key Skills I will learn	I know more I can do.....
Mathematics	Symmetry	Having 2 matching parts.		<ul style="list-style-type: none"> To know that shapes have different properties. To know that a whole can be split into equal parts and that these are called fractions. 	<p>-To understand the meaning of the key vocabulary for shape.</p> <p>-To recognise the different properties in shapes.</p> <p>-To use drawings and resources to find a fraction of an amount or shape.</p>	<p>I can name and describe properties of 2D and 3D shapes.</p> <p>I can recognise number of vertices, edges, faces and lines of symmetry.</p> <p>I can identify $\frac{1}{4}$, $\frac{1}{3}$, $\frac{1}{2}$, $\frac{2}{4}$ and $\frac{3}{4}$ of a number or shape.</p>
	corners	Where 2 sides or edges meet				
	sides	A line that joins 2 vertices.				
	edges	The line where a surface ends				
	vertices	The point where 2 lines come together (3D)				
	faces	A flat surface that is part of an object.				
	2D	A shape that has sides and corners and is totally flat.				
	3D	A shape with sides and corners which is not flat (eg a cube)				
	whole	A complete thing.				
	half	A whole split in 2 equal parts.				
quarter	A whole split in 4 equal parts.					
third	A whole split in 3 equal parts.					
English	Re-tell	To tell a familiar story in your own words.		<ul style="list-style-type: none"> To know what an adjective is and how they are used in writing. To know some different time connectives that can be used to start sentences. To know how to use conjunctions to extend and add information to a sentence. 	<p>-To use different sentence starters in own writing.</p> <p>-To use adjectives in writing.</p> <p>-To use conjunctions in own writing.</p>	<p>I can re-tell different stories from around the world.</p> <p>I can create a fact file about Queen Elizabeth II.</p> <p>I can write a recount of my trip to Windsor Castle.</p>
	Recount	Give an account of your experience.				
	Fact file	A short report of all the most important information on one subject.				
	Instruction	Detailed information about how something should be done.				
	conjunctions	Words used to expand a sentence such as but, because etc.				
	Adjectives	Words used to describe.				
Timeline	A list of events in chronological order.					



Year 2 Spring Term 2 Knowledge Organiser

Science Living things and their habitats	Habitat	A natural place where something lives. It provides living things with everything they need to survive.	<p>Key Knowledge</p> 	<ul style="list-style-type: none"> To know that there are different habitats in the world. To know that within these habitats there are microhabitats. To understand that all living things within these habitats depend on each other. 	<ul style="list-style-type: none"> -To recognise habitats and animals within them. - To understand how microhabitats are formed within these habitats. -To discover which living things depend on each other within certain habitats. 	<ul style="list-style-type: none"> I can name the habitats of the world. I can describe what a microhabitat is. I can draw a food chain within these habitats. I can identify microhabitats within the woods during forest school.
	Microhabitat	A very small habitat like under a rock. Minibeasts live in microhabitats.	<p>Food chains. The arrows mean 'is eaten by'.</p> 			
	Depend	Many things within a habitat depends on each other, meaning they need each other for different things.	<p>Key Knowledge</p> <p>Examples of habitats:</p> 			
	Survive	To stay alive.				

Year 2 Spring Term 2 Knowledge Organiser

Geography Hot and cold countries	North Pole	Northern part of the Earth's axis.		<ul style="list-style-type: none"> Identify and locate the North and South Poles and the Northern and Southern Hemispheres. Identify and locate the Equator, Arctic Circle and Antarctic Circle. Identify and locate continents that have significant hot or cold areas. 	-To discuss where in the world is hot and cold in relation to the Equator, Arctic and Antarctic Circles and North and South Poles.	I can explain what the equator is. I can label the Equator, northern and southern hemispheres on a world map. I can locate and name countries on the map which would be hot or cold in relation to the equator.
	South Pole	Southern part of the Earth's axis.				
	Equator	Halfway line between north and south poles.				
	Hemispheres	A half of the earth.				
Computing E-safety	Word processing	To create a type written document.	 	<ul style="list-style-type: none"> Know that computers can be used to type words. Understand that this work needs to be saved to a file. 	-How to use the keyboard on a device to add, delete and space text for others to read. - How to save and open files on a device.	I can type a piece of work and save it to a file.
	keyboard	Keys used to type on a computer.				
	file	Where something is saved.				
	Save	Keep and store.				
	Delete	Remove text.				

Year 2 Spring Term 2 Knowledge Organiser

Art Aboriginal Art	Australia	A continent in the world.	<p>Let's Create Our Own Aboriginal Works of Art!!</p> <ol style="list-style-type: none"> 1. Pretend you are living thousands of years ago and need to create a work of art for your ancestors. 2. Choose one-three of the above Aboriginal symbols to create a storyline. 3. On the back sheet of your new, blank sketchbook page, write down the short story you are choosing to tell with your symbols. Use the original Aboriginal Art Works as inspiration to get you started. 4. On a blank sheet in your sketchbook, draw the symbols you have chosen, and create patterns to tell your story using different lines. 5. Once your lines are drawn, glue down different colours of string or other materials over the lines to complete your work. 6. Make sure all your lines are completely covered in neatly, and you are only using the same colours you would see in nature to complete your work. 	<ul style="list-style-type: none"> • Know that aboriginal art comes from Australia. • Understand who the aboriginal people were. • Know that aboriginal art includes symbols and patterns. 	<p>-To create a print reflective of aboriginal art.</p> <p>I can use symbols to create my own story through aboriginal art.</p> <p>I can use pattern and colour to help create this.</p> <p>I can use a printing technique to create my own work.</p>	<p>I can use symbols to create my own story through aboriginal art.</p> <p>I can use pattern and colour to help create this.</p> <p>I can use a printing technique to create my own work.</p>
	Aboriginal	Inhabiting or existing in a land from the earliest times or from before the arrival of colonists; indigenous.				
	Symbol	A mark used to represent something else.				
	pattern	A design which is repeated.				
	Print	Transfer a pattern to paper				
PE	Control	To be able to direct a ball.	 	<ul style="list-style-type: none"> • I know what a rally is. • I know that there are rules of the game to follow. 	<p>-I understand when to use different skills and simple tactics to win games, such as aiming into space to score points/make it difficult for my opponent.</p> <p>-I understand when to move to get in line with the ball to receive it.</p>	<p>I can hold a racket correctly.</p> <p>I can hit a ball to a target.</p> <p>I can use and move with a tennis racket with control.</p> <p>I can play a game of tennis.</p>
	Swing	The technique used to hit a tennis ball.				
	Movement	The way you move in order to play the game.				
	balance	Keeping a steady position.				
	rally	A sequence of back and forth shots between players.				
RE	Easter	Celebrating the resurrection of Christ for Christians.	<p>What is Easter all about?</p> 	<ul style="list-style-type: none"> • To know why Christians, celebrate Easter. • To understand what happened to Jesus in the Easter story. 	<p>-To understand when and why certain things happened to Jesus.</p>	<p>I can re-tell the Easter story through writing and pictures.</p> <p>I can learn songs to celebrate this time in the Christian calendar.</p>
	Jesus	Who Christians believe is the son of God.				
	sins	Bad choices people make.				
	Rise	Get up from sitting or kneeling.				